

Classic Weight Scale

Model UC-502

Instruction Manual
Original

ENGLISH

Manuel d'instructions
Traduction

FRANÇAIS

Manual de Instrucciones
Traducción

ESPAÑOL

Manuale di Istruzioni
Traduzione

ITALIANO

使用手冊
翻譯

中文

دليل التعليمات
ترجمة

عربي

ENGLISH

CONTENTS




Dear Customers.....	Page 2
Precautions for Use	Page 2
Parts	Page 4
Accessories	Page 5
Safety and Usage Information	Page 5
Operating Instructions.....	Page 5
Troubleshooting	Page 7
Specifications.....	Page 7
Maintenance	Page 8

▶▶ Dear Customers

Congratulations on purchasing a state-of-the-art A&D health scale, one of the most advanced health scales available today. Designed for ease of use and accuracy, this device will facilitate your daily weight management regimen. We recommend that you read through this manual carefully before using the device for the first time.

▶▶ Precautions for Use

The following items contain information to prevent the risk of harm or injury to yourself or other people. Please read these items carefully and be sure to use this product correctly.

 Danger	This symbol indicates “an immediate danger which could result in death or serious injury”.
 Warning	This symbol indicates “the possibility of death or serious injury”.
 Caution	This symbol indicates “the possibility of physical injury or damage to property”.

Warning

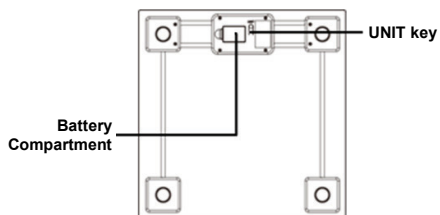
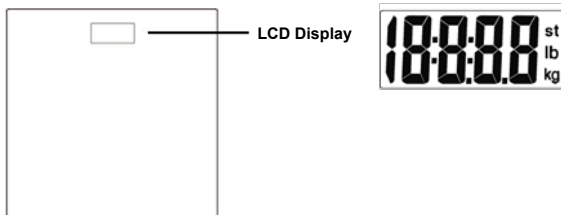
- Do not rely on self-diagnosis when attempting weight loss or therapeutic exercise. Follow the instructions of a physician or specialist.
- Do not step on the edges of the scale or jump on the scale. This may result in a fall, causing injury. The impact may also cause damage to the scale.
- Do not use the scale on an uneven surface. This may damage the scale. Also, the scale cannot measure accurately on uneven surfaces.
- Do not use the scale on a slippery surface or step on the scale with wet feet. This may result in slipping and injury. Also, the scale cannot measure accurately in these situations.

 **Caution**

- Do not place the scale where it is exposed to excess water or humidity such as a bathroom, where it is exposed to direct sunlight, where it is exposed directly to the air outlet of an air conditioning unit, or near fire.
This may cause the scale to malfunction.
- This scale should only be used for weighing body weight.
- This scale is a precision measuring device. Do not drop the scale or expose it to vibration or powerful shocks.
- Do not disassemble, repair or modify the scale.
This may cause malfunction or injury.
- Persons with disabilities should be assisted by a caregiver when using this scale.
Failure to do so may result in a fall, causing injury.
- When installing the batteries, be sure that the + (positive) and - (negative) terminals are correct.
Incorrect installation may cause overheating, battery fluid leaks or rupturing of the batteries, resulting in damage to the scale or injury.
- This scale is designed for personal use.
- Store this scale out of the reach of small children.
- Do not store this scale vertically. If for any reason this scale is stored vertically, be sure not to let the scale fall.
- Do not place any items on this scale during storage.
- If use of this scale is shared with a person who has an infectious disease such as a skin disease on the feet, etc., clean the scale before use.
(For details on cleaning the scale, see "Maintenance (P.6)".)
- To accurately measure your weight, use the scale on a flat, hard floor. Do not use on a carpet or other soft surfaces.

►► Parts

Name/Function



Display Symbol

kg	Kilogram	lb	Pound
st lb	Stone	—	Fraction stroke

▶▶ Accessories

- One CR2032 Button Cell (pre-installed with insulating sheet)
- User Manual

If any of the accessories are missing or damaged, contact the product vendor or an A&D Sales Branch.

▶▶ Safety and Usage Information

Your Scale and Its Environment

- Do not use your scale on a slippery floor or on a carpet.
- Do not jump onto the platform immediately after bath or with wet hands.
- To ensure the accuracy of the measurement, when the scale is moved or not-in-use for a long time, please place the scale on a flat surface and turn it on first. Wait until after the scale shuts off automatically to take a measurement.
- Do not expose the scale to extreme temperatures, humidity, moisture, direct sunlight, dust or salty air.

Battery Safety

- When installing the battery, pay attention to the polarity indication and ensure +/- terminals are correct. Otherwise, the battery may leak, overheat or crack, and lead to injury.
- Remove the battery when the device is NOT in use for extended periods of time.

▶▶ Operating Instructions

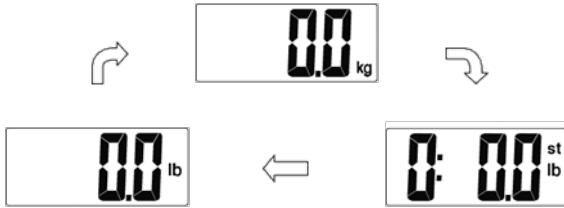
Insert the Battery

- Open the battery door in the back of the scale.
- Insert the battery (1 x CR2032 Button Cell) into the battery compartment according to the polarity indications marked on the side of the compartment.
 - * All the digits will be shown on the LCD in full screen.
- Close the battery door and wait until the digits "0.0 kg" are shown on the LCD.



Select Measurement Unit

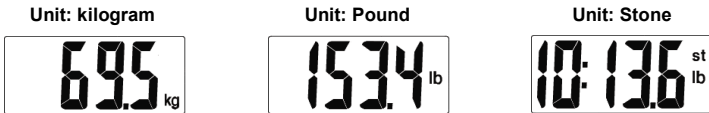
- With the battery correctly installed, press the “UNIT” button on the back of the scale to select measurement unit. The default measurement unit is “kilogram”. You may press the “UNIT” button to choose among kilogram, pound and stone.



kg	Measure in Kilogram / Centimeter
lb	Measure in Pound / Foot
st lb	Measure in Stone / Foot




Start Measuring

- Place the scale flat on a hard surface.
- Step onto the platform and stand still until the numeral on the LCD stops blinking.
- The measuring result is displayed for about 6 seconds.



- Then the scale powers off automatically.

▶▶ Troubleshooting

Error	Description	Solution
	<ul style="list-style-type: none"> The weight placed on the platform keeps fluctuating for 25 to 35 seconds. The scale will then shut off automatically. 	<ul style="list-style-type: none"> Step off the platform for a while. Then step onto the platform and stand still until the numerals on the LCD stops blinking.
	<ul style="list-style-type: none"> Low Battery. The scale will power off in four seconds. 	<ul style="list-style-type: none"> Replace the battery. Please purchase the authorized battery for replacement.
	<ul style="list-style-type: none"> Overload 	<ul style="list-style-type: none"> Stop using this scale for measurement.

▶▶ Specifications

Product Name	Bathroom Scale	
Dimension	Scale	300mm(L) x 300mm(w) x 23.6mm(H)
	Panel	300mm(L) x 300mm(W) x 6mm(H)
Net Weight	Approximately 1.51kg (Excluding the cells)	
Display	Digital LCD, V.A. = 63mm(L) x 30mm (W)	
Measurement Unit	Kilogram / Pound / Stone	
Measurement Range	5kg to 180kg	
Division	0.1kg / 0.2lb	
Accuracy	0-50.0kg: ±0.4kg 50.1-100.0kg: ±0.5kg 100.1-150kg: ±0.6kg 150.1-180kg: ±0.7kg	
Working Environment	Temperature	5°C to 40°C
	Humidity	≤ 90% RH
Storage Environment	Temperature	-20°C to 60°C
Power Source	3V (1 x CR2032 Button Cell)	
Auto-ON	SENSE ON technology	
Auto-OFF	4 to 6 seconds after last operation	
Accessories	1. One CR2032 Button Cell (pre-installed) 2. User Manual	

UC-502 conforms to the requirements of the council directives on ...

- Electromagnetic Compatibility (EMC) 2004/108/EC
- Restriction of the use of certain Hazardous Substances (RoHS) 2011/65/EU

►► Maintenance

Do's and Don'ts

When carrying out general maintenance, please practice the following Do's and Don'ts:

- DO use a dry soft cloth to wipe off dust.
- DO use a wet soft cloth, dipped into water or neutral detergent and wrung out, to wipe the dirt. Then use a dry soft cloth to dry up the device.
- DON'T wash the device with water or immerse it in water.
- DON'T use propellant, abrasive or other chemicals to wipe the dirt. This is to avoid discoloration or malfunction.
- DON'T disassemble this device.

Battery Replacement

- Used batteries are hazardous waste. DON'T dispose of them together with the household garbage. Please refer to the local ordinances and recycling instructions regarding disposal of the used batteries.

Disposal



- This mark indicates this device is subject to the Waste Electrical and Electronic Equipment Directive in the European Union.
- To protect the environment, dispose of useless device at appropriate collection sites according to national or local regulations.



A&D Company, Limited

3-23-14, Higashi-Ikebukuro, Toshima-ku Tokyo 170-0013 JAPAN
<http://www.aandd.jp>

A&D INSTRUMENTS LIMITED

Unit 24/26 Blacklands Way, Abingdon Business Park, Abingdon,
Oxfordshire OX14 1DY United Kingdom
Telephone: [44] (1235) 550420 Fax: [44] (1235) 550485

A&D Australasia Pty Ltd.

32 Dew Street, Thebarton, South Australia 5031 AUSTRALIA
Telephone: [61] (8) 8301-8100 Fax: [61] (8) 8352-7409

A&D Instruments India Private Limited

509 Udyog Vihar Phase V Gurgaon-122 016, Haryana, India
Tel: 91(124)471-5555 Fax: 91(124)471-5599